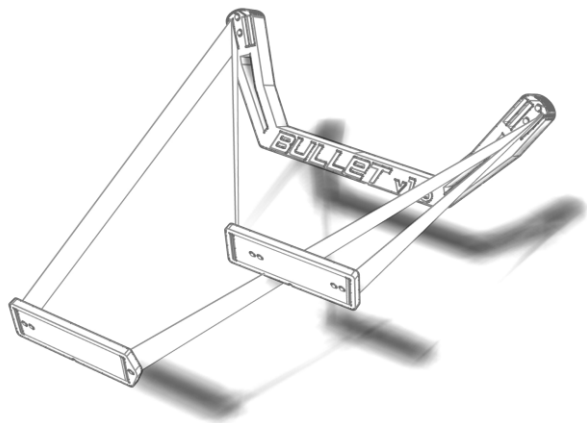




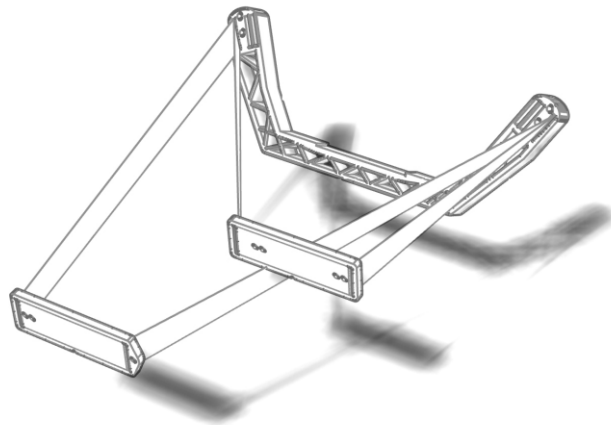
STANDARD [v1.6] MODEL



Quick start



LIGHT [v1.6] MODEL

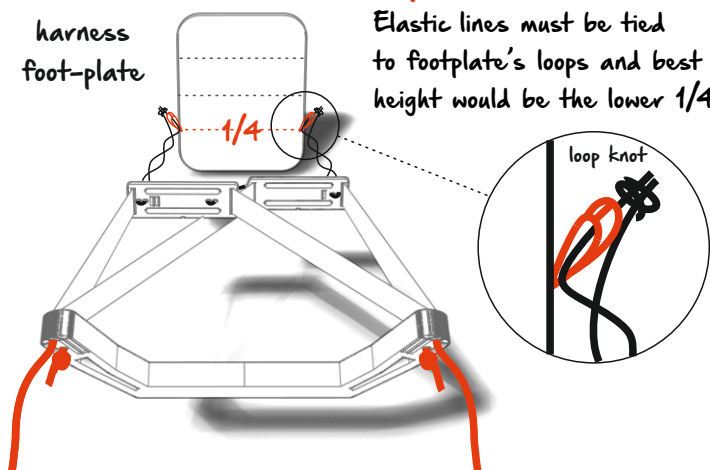


Quick start

harness
foot-plate

Important notice!

Elastic lines must be tied to footplate's loops and best height would be the lower 1/4



Basic tips.

- Speedbar layout and steps distance can be adjusted according to your preference. Try default before to change it.
- For best comfort first steps must be pushed with heel of foot.
- Keep your speedbar operational and update. Find spare parts on our online shop.
- For further informations please refer to user manual.



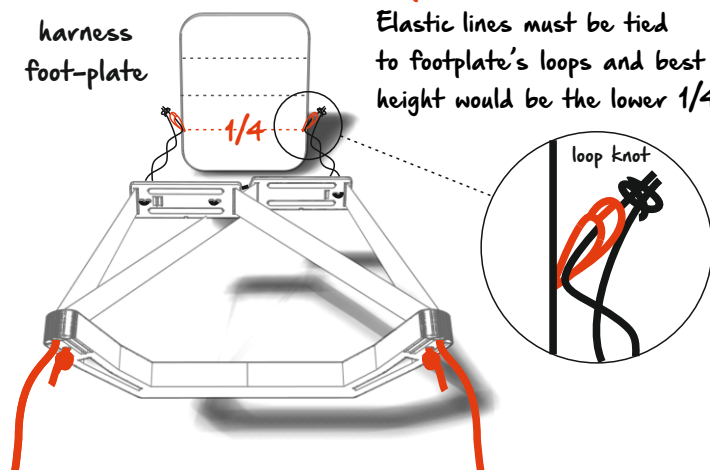
Scan me

bullet-speedbar.com

harness
foot-plate

Important notice!

Elastic lines must be tied to footplate's loops and best height would be the lower 1/4



Basic tips.

- Speedbar layout and steps distance can be adjusted according to your preference. Try default before to change it.
- For best comfort first steps must be pushed with heel of foot.
- Keep your speedbar operational and update. Find spare parts on our online shop.
- For further informations please refer to user manual.



Scan me

bullet-speedbar.com